

VESTHEY RING COMPONENTS




Fig 1

Two part legs (cranks & extensions)




Fig 2

Leg socket joint and securing bolts




Fig 3

Underside frame brace




Fig 4

Frame




Fig 5

Dot mark on underside of frame brace



Fig 6

Dot mark on frame



Fig 7

Canopy arms




Fig 8

Canopy arm into top of leg with lock nut



Fig 9

Central canopy support post




Fig 16

Intermediate canopy supports




Fig 10

Bell unit housing brackets




Fig 11

6 no bolts for frame



Fig 12

3 no bolts for bell units




Fig 13

Sole plates




Fig 14

Bell units




Fig 15

Underside of bell unit
showing sprung locking
button

Other items

Canopy

Pair of steps (for re-roping wheels)

25mm spanner (adjustable)

2 x 19mm spanners

1 x 17mm spanner

1 x 13mm spanner

Phillips Screwdriver/Podger

Magnetic spirit level

Rubber headed mallet

Selection of 10 no timber levelling plates